


Dimension of Solar Area in MM with Direction

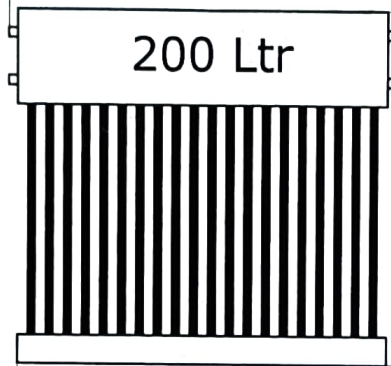
(65")/ 1650mm
5.5 ft



1250 mm
(49")

(83")/ 2100mm

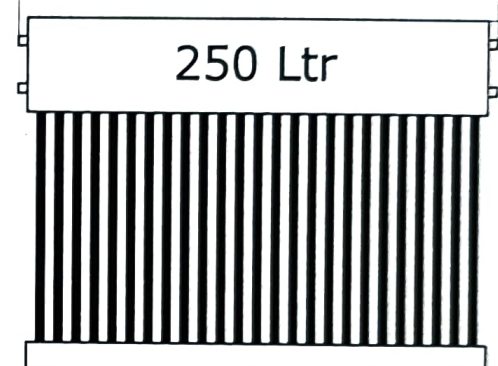
6 ft 11"



1670 mm
(66")

(99")/ 2500mm

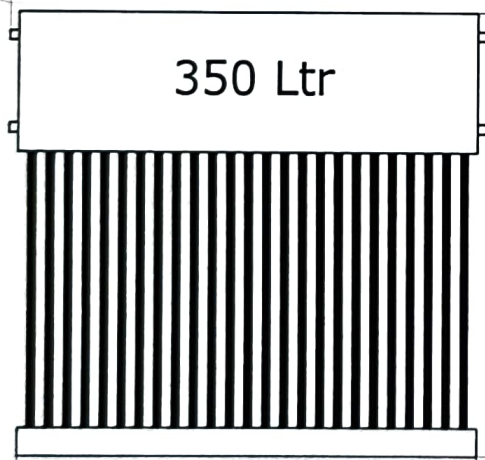
8 ft 3"



2070 mm
(82")

(99")/ 2500mm


8 ft 3"



2070 mm
(82")

(116")/ 2950mm

9 ft 8"



2660 mm
(105")

